



BIATHLON WORLD CHAMPIONSHIPS



HOCHFILZEN

AUSTRIA

4 - 13 March 2005

FINAL RESULTS / ENDERGEBNIS

MEN 20 km INDIVIDUAL / EINZELWETTKAMPF MÄNNER 20 km

Hochfilzen

WED 9 MAR 2005

START TIME: 14:15 / END TIME: 16:18

Rank	Bib	Name	Nat.	Ski Time	P	S	P	S	T	Result	Behind	WC	NC
1	17	DOSTAL Roman	CZE	59:24.5	0	0	0	1	1	1:00:24.5	0.0	50	150
2	40	GREIS Michael	GER	1:00:33.9	0	0	0	0	0	1:00:33.9	+9.4	46	146
3	62	GROSS Ricco	GER	58:51.4	1	0	0	1	2	1:00:51.4	+26.9	43	143
4	55	FISCHER Sven	GER	58:29.7	0	1	1	1	3	1:01:29.7	+1:05.2	40	140
5	38	SIKORA Tomasz	POL	59:19.5	0	1	1	1	3	1:02:19.5	+1:55.0	37	137
6	41	BJOERNDALEN Ole Einar	NOR	57:26.2	1	1	0	3	5	1:02:26.2	+2:01.7	34	134
7	34	HIETALAHTI Vesa	FIN	1:00:46.6	0	1	1	0	2	1:02:46.6	+2:22.1	32	132
8	46	POIREE Raphael	FRA	1:00:50.8	1	1	0	0	2	1:02:50.8	+2:26.3	30	130
9	67	SLESINGR Michal	CZE	1:00:06.1	0	1	1	1	3	1:03:06.1	+2:41.6	28	128
10	35	PALLHUBER Wilfried	ITA	1:00:35.3	1	1	0	1	3	1:03:35.3	+3:10.8	26	126
11	68	DEFRASNE Vincent	FRA	59:39.8	1	2	1	0	4	1:03:39.8	+3:15.3	24	124
12	51	RYZHENKOV Oleg	BLR	59:47.5	1	3	0	0	4	1:03:47.5	+3:23.0	22	122
13	5	DE LORENZI Christian	ITA	1:00:49.9	0	2	0	1	3	1:03:49.9	+3:25.4	20	120
14	27	ZHANG Chengye	CHN	1:00:00.0	1	1	0	2	4	1:04:00.0	+3:35.5	18	118
15	39	CANNARD Ferreol	FRA	1:02:00.8	1	1	0	0	2	1:04:00.8	+3:36.3	16	116
16	9	SIMMEN Matthias	SUI	1:01:03.8	1	1	0	1	3	1:04:03.8	+3:39.3	15	115
17	66	GJELLAND Egil	NOR	1:01:10.5	0	1	1	1	3	1:04:10.5	+3:46.0	14	114
18	29	VALIULLIN Rustam	BLR	1:00:26.9	0	2	0	2	4	1:04:26.9	+4:02.4	13	113
19	53	GRAF Daniel	GER	1:01:30.2	0	1	1	1	3	1:04:30.2	+4:05.7	12	
20	77	ROTTMANN Wolfgang	AUT	1:00:48.1	0	1	0	3	4	1:04:48.1	+4:23.6	11	111
21	45	HALLENBARTER Simon	SUI	1:00:50.0	1	0	3	0	4	1:04:50.0	+4:25.5	10	110
22	111	NOVIKOV Sergei	BLR	1:02:15.5	0	0	1	2	3	1:05:15.5	+4:51.0	9	109
23	97	SYMAN Alexandre	BLR	1:02:26.1	0	2	0	1	3	1:05:26.1	+5:01.6	8	
24	90	PLYWACZYK Krzysztof	POL	1:02:26.9	0	1	1	1	3	1:05:26.9	+5:02.4	7	107
25	92	ROBERT Julien	FRA	1:02:36.5	1	1	1	0	3	1:05:36.5	+5:12.0	6	
26	30	PERNER Wolfgang	AUT	1:00:42.8	0	2	1	2	5	1:05:42.8	+5:18.3	5	105
27	72	ZIEMIANIN Wieslaw	POL	1:01:43.6	0	0	2	2	4	1:05:43.6	+5:19.1	4	104
27	73	ECKHOFF Stian	NOR	1:00:43.6	1	3	1	0	5	1:05:43.6	+5:19.1	4	104
29	54	MESOTITSCH Daniel	AUT	1:01:44.1	0	1	2	1	4	1:05:44.1	+5:19.6	2	102
30	37	HANEVOLD Halvard	NOR	59:51.0	2	4	0	0	6	1:05:51.0	+5:26.5	1	
31	75	PUURUNEN Paavo	FIN	1:00:55.8	0	2	0	3	5	1:05:55.8	+5:31.3		100
32	69	TCHPEIKOV Sergei	RUS	1:02:05.0	1	0	1	2	4	1:06:05.0	+5:40.5		99
33	88	LONGO Paolo	ITA	1:02:20.0	0	1	0	3	4	1:06:20.0	+5:55.5		98
34	48	MARIC Janez	SLO	1:03:25.2	1	0	0	2	3	1:06:25.2	+6:00.7		97
35	44	KRUGLOV Nikolay	RUS	1:03:41.5	0	0	2	1	3	1:06:41.5	+6:17.0		96
36	13	ANTILA Timo	FIN	1:01:54.4	1	2	0	2	5	1:06:54.4	+6:29.9		95
37	18	BLAJ Marian	ROU	1:04:01.8	0	1	1	1	3	1:07:01.8	+6:37.3		94
38	59	BRICIS Ilmars	LAT	1:02:10.8	0	2	0	3	5	1:07:10.8	+6:46.3		93
39	57	BERGMAN Carl-Johan	SWE	1:00:15.6	1	1	1	4	7	1:07:15.6	+6:51.1		92
40	50	DERYZEMLYA Andriy	UKR	1:03:19.8	1	2	0	1	4	1:07:19.8	+6:55.3		91
41	85	ZWAHLEN Roland	SUI	1:02:31.0	0	1	1	3	5	1:07:31.0	+7:06.5		90
42	113	SUMANN Christoph	AUT	1:00:31.5	1	3	1	2	7	1:07:31.5	+7:07.0		
43	104	KOTIKUMPU Ville	FIN	1:03:35.8	1	2	0	1	4	1:07:35.8	+7:11.3		
44	116	GARABIK Petr	CZE	1:04:44.6	0	1	0	2	3	1:07:44.6	+7:20.1		87
45	107	BONALDI Sergio	ITA	1:01:47.3	2	1	3	0	6	1:07:47.3	+7:22.8		

Report Created 9 MAR 2005 16:35

BT0405SWRLCH_SMIN 73A 1.0




www.biathlonworld.com





BIATHLON WORLD CHAMPIONSHIPS



SKI AUSTRIA Pillerseeal



HOCHFILZEN

AUSTRIA

4 - 13 March 2005

FINAL RESULTS / ENDERGEBNIS

MEN 20 km INDIVIDUAL / EINZELWETTKAMPF MÄNNER 20 km

Hochfilzen

WED 9 MAR 2005

START TIME: 14:15 / END TIME: 16:18

Rank	Bib	Name	Nat.	Ski Time	P	S	P	S	T	Result	Behind	WC	NC
46	61	ADER Margus	EST	1:03:47.7	1	2	0	1	4	1:07:47.7	+7:23.2		85
47	84	ROSTOVTSSEV Pavel	RUS	1:02:48.0	0	2	1	2	5	1:07:48.0	+7:23.5		84
48	74	ISA Hidenori	JPN	1:02:53.1	1	1	2	1	5	1:07:53.1	+7:28.6		83
49	26	MATIASKO Marek	SVK	1:05:06.5	1	2	0	0	3	1:08:06.5	+7:42.0		82
50	12	CLEGG Robin	CAN	1:04:13.6	2	0	0	2	4	1:08:13.6	+7:49.1		81
51	81	HOLUBEC Tomas	CZE	1:03:14.7	1	2	0	2	5	1:08:14.7	+7:50.2		
52	3	FERRY Björn	SWE	1:01:29.2	1	2	1	3	7	1:08:29.2	+8:04.7		79
53	99	ZIMELIS Raivis	LAT	1:05:32.4	1	1	0	1	3	1:08:32.4	+8:07.9		78
54	79	TEELA Jeremy	USA	1:01:39.0	3	1	1	2	7	1:08:39.0	+8:14.5		77
55	89	PAQUET Jean	CAN	1:03:57.0	0	0	4	1	5	1:08:57.0	+8:32.5		76
56	42	NILSSON Mattias Jr.	SWE	1:02:01.7	0	3	1	3	7	1:09:01.7	+8:37.2		75
57	28	LYSENKO Ruslan	UKR	1:02:07.6	3	1	1	2	7	1:09:07.6	+8:43.1		74
58	14	BERZINS Janis	LAT	1:05:18.5	2	0	0	2	4	1:09:18.5	+8:54.0		73
59	52	TCHEREZOV Ivan	RUS	1:05:25.4	2	1	0	1	4	1:09:25.4	+9:00.9		
60	49	MORTON Cameron	AUS	1:06:26.3	1	2	0	0	3	1:09:26.3	+9:01.8		71
61	21	PIECHA Michal	POL	1:04:42.8	0	2	0	3	5	1:09:42.8	+9:18.3		
62	108	WATANABE Kennosuke	JPN	1:03:45.0	2	2	1	1	6	1:09:45.0	+9:20.5		69
63	115	BURKE Tim	USA	1:04:46.2	1	1	2	1	5	1:09:46.2	+9:21.7		68
64	106	DERKACH Vyacheslav	UKR	1:03:52.1	0	4	1	1	6	1:09:52.1	+9:27.6		67
65	4	BOROVNIK Dimitri	EST	1:07:02.9	1	0	2	0	3	1:10:02.9	+9:38.4		66
66	70	RUDENCHYK Vitaliy	BUL	1:05:17.1	1	2	0	2	5	1:10:17.1	+9:52.6		65
67	80	BILANENKO Olexander	UKR	1:05:24.4	1	0	2	2	5	1:10:24.4	+9:59.9		
68	93	OZBOLT Janez	SLO	1:07:08.2	1	0	2	1	4	1:11:08.2	+10:43.7		63
69	60	HAKKINEN Jay	USA	1:04:15.8	1	2	2	2	7	1:11:15.8	+10:51.3		62
70	86	TOBRELUTS Indrek	EST	1:03:20.6	2	2	2	2	8	1:11:20.6	+10:56.1		61
71	11	POKLUKAR Matjaz	SLO	1:04:22.3	3	2	1	1	7	1:11:22.3	+10:57.8		60
72	101	BRVAR Gregor	SLO	1:03:40.0	4	1	1	2	8	1:11:40.0	+11:15.5		
73	2	ZATULA Vladimir	KAZ	1:06:44.2	1	1	1	2	5	1:11:44.2	+11:19.7		58
74	33	CHERVYHKOV Alexandr	KAZ	1:02:44.5	2	2	1	4	9	1:11:44.5	+11:20.0		57
75	102	JOLLER Ivan	SUI	1:04:47.1	2	3	1	1	7	1:11:47.1	+11:22.6		
76	76	NOVAK Pavol	SVK	1:07:50.0	1	3	0	0	4	1:11:50.0	+11:25.5		55
77	83	KASAHARA Tatsumi	JPN	1:03:14.4	1	3	1	4	9	1:12:14.4	+11:49.9		54
78	47	CLEMENS Tom	GBR	1:06:15.0	0	3	0	3	6	1:12:15.0	+11:50.5		53
79	114	KLANN Gerhardt	CAN	1:05:15.7	2	0	3	2	7	1:12:15.7	+11:51.2		52
80	58	LEONI David	CAN	1:04:29.5	2	1	1	4	8	1:12:29.5	+12:05.0		
81	31	EBISAWA Daisuke	JPN	1:02:38.6	2	2	2	4	10	1:12:38.6	+12:14.1		
82	7	GREBOT Lionel	FRA	1:02:41.7	4	3	2	1	10	1:12:41.7	+12:17.2		
83	63	HURAJT Pavol	SVK	1:05:50.3	3	1	1	2	7	1:12:50.3	+12:25.8		48
84	110	LESSING Roland	EST	1:06:53.3	2	2	1	1	6	1:12:53.3	+12:28.8		
85	96	BÖRJESSON Jakob	SWE	1:05:58.3	0	1	3	3	7	1:12:58.3	+12:33.8		
86	98	WALKER Marc	GBR	1:07:06.4	0	2	3	1	6	1:13:06.4	+12:41.9		45
87	112	BROOKS Joe	GBR	1:07:16.2	1	2	1	2	6	1:13:16.2	+12:51.7		44
88	105	KHRAMUSHIN Andrei	KAZ	1:05:51.3	1	4	1	2	8	1:13:51.3	+13:26.8		43
89	10	TAGSCHERER Imre	HUN	1:09:52.8	1	0	0	3	4	1:13:52.8	+13:28.3		42
90	78	SLETTEMARK Oystein	GRL	1:03:26.9	2	3	3	3	11	1:14:26.9	+14:02.4		41

Report Created 9 MAR 2005 16:35

BT0405SWRLCH_SMIN 73A 1.0



www.biathlonworld.com




Page 2 / 3





BIATHLON WORLD CHAMPIONSHIPS



HOCHFILZEN

AUSTRIA

4 - 13 March 2005

FINAL RESULTS / ENDERGEBNIS

MEN 20 km INDIVIDUAL / EINZELWETTKAMPF MÄNNER 20 km

Hochfilzen

WED 9 MAR 2005

START TIME: 14:15 / END TIME: 16:18

Rank	Bib	Name	Nat.	Ski Time	P	S	P	S	T	Result	Behind	WC	NC
91	19	GRIBUSENCOV Mihail	MDA	1:07:54.5	2	2	1	2	7	1:14:54.5	+14:30.0		40
92	109	LIBIETIS Kristaps	LAT	1:07:27.8	3	1	0	4	8	1:15:27.8	+15:03.3		
93	103	MATIASKO Miroslav	SVK	1:06:28.2	5	2	1	1	9	1:15:28.2	+15:03.7		
94	94	ZELENKOV Igor	KAZ	1:05:37.9	4	2	2	2	10	1:15:37.9	+15:13.4		
95	25	GUSEV Vadim	LTU	1:04:18.7	1	4	4	3	12	1:16:18.7	+15:54.2		36
96	1	SAMARDZIJA Bojan	BIH	1:10:26.5	1	4	0	1	6	1:16:26.5	+16:02.0		35
97	24	PARK Yoon-Bae	KOR	1:06:33.5	4	2	1	3	10	1:16:33.5	+16:09.0		34
98	6	KLETCHEROV Michail	BUL	1:11:15.5	1	2	0	3	6	1:17:15.5	+16:51.0		33
99	8	JACKSON Lee-Steve	GBR	1:07:58.0	2	3	2	3	10	1:17:58.0	+17:33.5		
100	95	CRISTOFORIDIS Stavros	GRE	1:11:22.4	0	2	2	3	7	1:18:22.4	+17:57.9		31
101	23	HERNANDO Luis Alberto	ESP	1:09:33.1	0	3	2	4	9	1:18:33.1	+18:08.6		30
102	56	ZUNIGA Marco	CHI	1:12:59.4	1	3	1	1	6	1:18:59.4	+18:34.9		29
103	87	CSEKE Csaba	HUN	1:12:18.6	4	3	0	2	9	1:21:18.6	+20:54.1		28
104	36	ZLATKAUSKAS Karolis	LTU	1:10:41.7	3	3	3	2	11	1:21:41.7	+21:17.2		27
105	100	FAFALIS Eleftherios	GRE	1:08:46.9	3	3	3	4	13	1:21:46.9	+21:22.4		26
106	20	RAYMOND Mark	AUS	1:11:02.4	4	3	1	3	11	1:22:02.4	+21:37.9		25
107	43	MOSCHOVAKOS Grigorios	GRE	1:14:18.0	1	4	1	3	9	1:23:18.0	+22:53.5		24
108	64	TAGSCHERER Zoltan	HUN	1:13:18.2	4	4	0	2	10	1:23:18.2	+22:53.7		23
109	15	SARANTIS Andreas	GRE	1:16:21.7	0	1	4	2	7	1:23:21.7	+22:57.2		
110	65	COSIC Miro	BIH	1:12:25.9	1	3	3	4	11	1:23:25.9	+23:01.4		21
111	71	NAVARRO PEREZ Jose Ramon	ESP	1:14:42.1	0	4	2	3	9	1:23:42.1	+23:17.6		20
112	22	LANGER Pascal	BEL	1:10:46.7	5	1	5	2	13	1:23:46.7	+23:22.2		19
113	82	ALVAREZ Modesto	ESP	1:15:14.5	3	2	1	3	9	1:24:14.5	+23:50.0		18
114	91	LANGER Thorsten	BEL	1:16:30.5	2	4	2	3	11	1:27:30.5	+27:06.0		17
115	16	MILENKOVIC Alexander	SCG	1:13:06.3	3	3	4	5	15	1:28:06.3	+27:41.8		16


Did not start

32 SHEPARD Walter USA

LEGEND / LEGENDE

P Prone **S** Standing **T** Total penalties **WC** World Cup **NC** Nation Cup

Report Created 9 MAR 2005 16:35 BT0405SWRLCH_SMIN 73A 1.0



www.biathlonworld.com

